



Service Line Inventory Intake Form



All public water systems in the US are **required** to produce a service line inventory of all service lines in their water system by October of 2024. This identification is the first step and potentially unlocks eligibility for future funding of line replacements. The Village of Johnson Water & Light Department is working on completing this very large task in conjunction with their consultant VTUMS. Please read over the information provided and fill out the following regarding your customer service line. **Once completed, please take a photo of your water line and this form and do one of the following:**

Email to: JohnsonVTSLI@gmail.com, Text to: 1.802.377.2316 or scan the QR code and fill out this form online.

Owner's First & Last Name: _____

Owner's 911 Address: _____

Owner's Email: _____

Owner's Phone Number: _____

Please feel free to scan this QR code to fill out this form on Google Forms

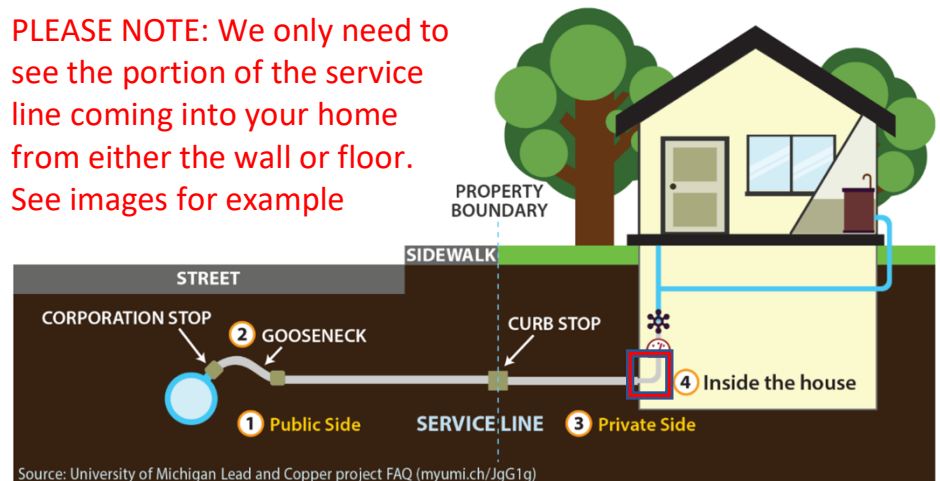


Where is my water service line?

Your water service line will be located either in your basement, crawlspace, or under your mobile home.







PLEASE NOTE: We only need to see the portion of the service line coming into your home from either the wall or floor. See images for example



Source: University of Michigan Lead and Copper project FAQ (myumi.ch/jgG1g)

Please call 802.377.2316 with any with questions

Lead	Copper	Galvanized
		
You have a lead pipe if...	You have a copper pipe if...	You have a galvanized pipe if...
 The Scratch Test ...the scraped area is shiny and silver.	 The Scratch Test ...the scraped area is copper in color, like a penny.	 The Scratch Test ...the scraped area remains a dull gray.
 The Magnet Test ...the magnet will not stick to the pipe.	 The Magnet Test ...the magnet will not stick to the pipe.	 The Magnet Test ...the magnet sticks to the pipe.
 The Tapping Test ...tapping a coin on the pipe makes a dull noise.	 The Tapping Test ...tapping a coin on the pipe makes a metallic ringing noise.	 The Tapping Test ...tapping a coin on the pipe makes a metallic ringing noise.

Please Circle the Description in Each Line that Best Represents Your Water Line:

Scratch Test:	Copper like a penny	Soft and easy to scratch – silver and shiny in color	Hard to scratch – NOT shiny
Color:	Brown, Green, or Copper like a penny	Dull gray and shiny when scratched	Dull gray and does not shine when scratched
Magnet Test:	Magnet sticks	Magnet does NOT stick	
Thread Type:	Threaded	Large mass or bulge in the pipe	Crimp or “shark bite”

Please Circle the Image that BEST Represents your Water Line (After the Scratch Test):



Please call 802.377.2316 with any with questions or to schedule a visit for us to assist.
Thank you!